

ROCK-ON™

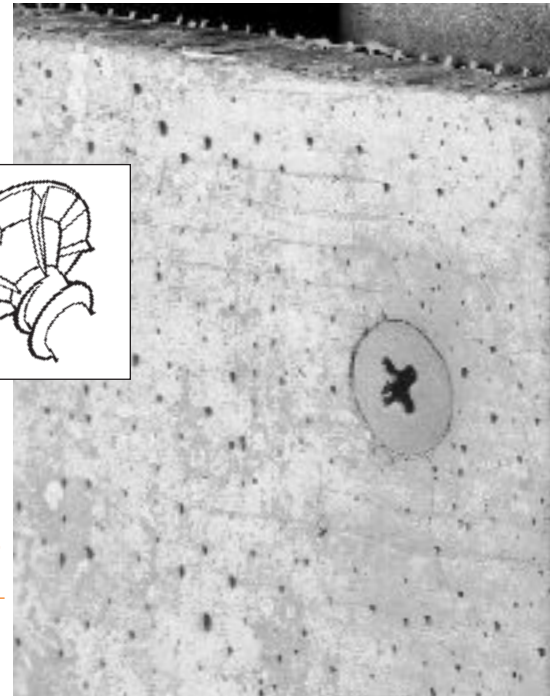
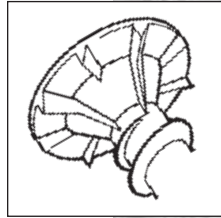
Cement Board Fasteners

High performance rib design is still the best!!!

BACKER-ON™

Fiber Cement Backerboard Fasteners

Recognized for use with HARDIBACKER® fiber cement backerboard.



Applications



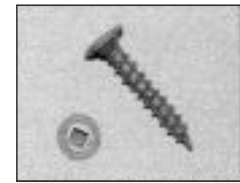
Cement-type boards or any dense sheathings to steel or wood studs.



Wire lath to steel or wood studs.



Plywood to steel or wood studs.



Hardie Fiber Cement Backerboard

Product Features

Rock-On

- Rib design under head countersinks into dense material while preventing stripouts.
- Two point types for steel and wood applications.
- Larger head diameter increases board surface contact for greater pullover resistance.
- Rock-On is recommended for ACQ treated wood.

Backer-On

- Gimlet points starts easily - no predrilling.
- Serrated thread design provides reduced installation torque and superior holding power.
- Rib design under head countersinks into dense material while preventing stripouts.
- #2 square drive prevents bit from slipping.

Product Specifications

Rock-On

Diameter.....	#8; #9
Thread Form.....	8-18; 9-15 Hi-Lo®
Drill Point.....	#8 Type S-12®; #9 Type "S"
Head Style.....	Wafer Head with countersinking ribs
Finish.....	Climacoat®

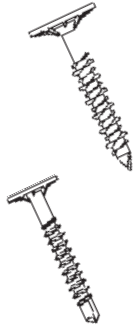
Backer-On

Diameter.....	#10
Thread Form.....	10-10 Serrated
Drill Point.....	Gimlet
Head Style.....	Wafer Head with countersinking ribs
Finish.....	Long life epoxy topcoat/zinc plating.

CEMENT BOARD FASTENERS

Product Report No. 02722

Selector Guide



*Fully Threaded.

Part Number	Length	Material Attachment Range	Applications
Hi-Lo Rock-On			
2151500* ^r	9 x 1-1/4"	Up to 3/4" Material Thickness to Wood; 3/8" - 1" Material Thickness to Steel	<ul style="list-style-type: none"> Cement Board to Wood or Light Gauge Steel 26-20 Gauge
2153500* ^r	9 x 1-5/8"	Up to 1-1/8" Material Thickness to Wood; 3/8" - 1-3/8" Material Thickness to Steel	
2155500	9 x 2-1/4"	Up to 1-3/4" Material Thickness to Wood; 1" to 1-7/8" Material Thickness to Steel	
S-12 Rock-On			
2156500*	8 x 1-1/4"	3/8" to 3/4" Material Thickness	<ul style="list-style-type: none"> Cement Board to Steel Studs 20-12 Gauge
2159500*	8 x 1-5/8"	3/8" to 1-1/4" Material Thickness	
2139500	8 x 2-1/4"	1" to 1-7/8" Material Thickness	
Backer-On			
2406000	10 x 1-1/4"	Up to 3/4" Material Thickness to Wood; 3/8" - 1" Material Thickness to Steel	<ul style="list-style-type: none"> Backer Board

^r Available in small box packaging.

Performance Data

Pullout Values in Steel (Gauge)								
	26	24	22	20	18	16	14	12
S-12	120	191	239	285	470	663	910	1424
Hi-Lo	163	242	314	370	-	-	-	-
Backer-On	271	371	457	615	-	-	-	-

Wood (Embedment) #2 SPF 2 X 4				
	1/2"	3/4"	1"	1-1/4"
Hi-Lo	223	312	555	676
Backer-On	-	436	780	-

Sheet Steel Gauges								
Gauge No.	12	14	16	18	20	22	24	26
Decimal Equivalent	.105"	.075"	.060"	.048"	.036"	.030"	.024"	.018"

The values listed are ultimate averages achieved under laboratory conditions and apply to Buildex manufactured fasteners only. Appropriate safety factors should be applied to these values for design purposes.

Installation Guidelines

- A standard screwgun with a depth sensitive nosepiece should be used to install cement board fasteners. For optimal fastener performance, the screwgun should be a minimum of 6 amps and have an RPM range of 0-2500.
- Adjust the screwgun nosepiece to properly seat the fastener.
- Worn or damaged bit tips should be replaced.
- The fastener is fully seated when the head is flush with the work surface.
- Overdriving may result in torsional failure of the fastener or stripout of the substrate.
- The fastener must penetrate beyond the metal structure a minimum of 3 pitches of thread.



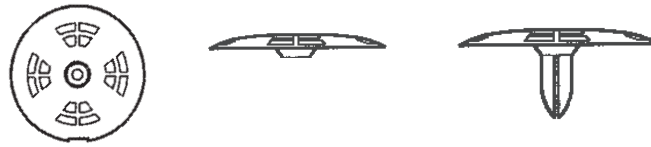
1349 West Bryn Mawr Avenue
Itasca, Illinois 60143
630-595-3500 Fax: 630-595-3549
www.itwbuildex.com

Rock-On™, Backer-on™, Climacoat®, Hi-Lo® and S-12® are trademarks of ITW Buildex and Illinois Tool Works Inc. Hardibacker® is a registered trademark owned by James Hardie Research Pty Limited.

© 2007 ITW Buildex and Illinois Tool Works, Inc.

Gridmate Washers

Part Number	Description	Carton Quantity	Carton Weight
2115900	Grid-Mate	1000	4.5 lbs.
2117900	Grid-Mate with Stem	1000	5.0 lbs.


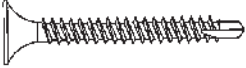



Gridmate PB Washer

Part Number	Description	Carton Quantity	Carton Weight
2189900	Grid-Mate PB Washer	1000	11 lbs.



Fasteners

Wood/Light Metal				Steel Framing				Masonry			
For use with plywood, OSB, dimensional lumber and light gauge metal (26 gauge - 20 gauge).				For use with steel framing from 20 gauge - 12 gauge.				For use with brick, block and concrete.			
											
Part Number	Description	Carton Qty.	Carton Wgt.	Part Number	Description	Carton Qty.	Carton Wgt.	Part Number	Description	Carton Qty	Carton Wgt.
2311500	7 x 1-5/8"	5000	23	2321500	6 x 1-5/8"	5000	25	3171407	3/16 x 1-3/4"	100/500	5
2312500	8 x 2"	3500	28	2318500	6 x 2"	3500	28	3173407	3/16 x 2-1/4"	100/500	6
2313500	8 x 2-1/2"	2500	21	2319500	8 x 2-5/8"	2500	26	3175407	3/16 x 2-3/4"	100/500	8
2314500	8 x 3"	2000	20	2320500	8 x 3"	2000	24	3177407	3/16 x 3-1/4"	100/500	9
2315500	8 x 4"	1000	12	2322500	10 x 4"	1000	21	3181407	3/16 x 4"	100/500	10
2316500	10 x 5"	500	23	2323500	10 x 5"	500	13				
2317500	10 x 6"	1000	27					• 5 Carbide Bits Per 500 Piece Master Carton.			

Performance Data Pullout Values (Average lbs. ultimate)






Steel Applications								
Sheet Steel Gauges								
Fastener	26	24	22	20	18	16	14	12
Wood/Light Metal (Hi-Lo®)	129	178	244	277	-	-	-	-
Steel (S-12®)	-	-	-	296	471	679	847	1225

Concrete/Masonry Applications								
Tapcon Diameter	3000 PSI Concrete Embedment				Hollow Block Embedment			
	1"	1-1/4"	1-1/2"	1-3/4"	1"	1-1/4"	1-1/2"	1-3/4"
3/16"	341	581	863	1059	209	357	468	547

The values listed are ultimate averages achieved under laboratory conditions and apply to Buildex manufactured fasteners only. Appropriate safety factors should be applied to these values for design purposes. Wind-load test results also available upon request.

Wood Applications								
Fastener	Plywood		OSB	Lumber (Embedment)				
	1/2"	5/8"	3/4"	1/2"	3/4"	1"	1-1/4"	
Wood/Light Metal (Hi-Lo)	298	432	633	208	183	304	441	652

Tools and Techniques

-  Use a 0-2500 RPM, 6 amp min. rated screwgun or cordless drill to install fasteners to wood and steel substrates. Use a hammerdrill or rotary hammer to install Tapcon® masonry anchors.
-  Seat Grid-Mate PB washers flush with or maximum 1/16" below insulation surface. Overdriving may damage the washer and insulation.
-  Fasteners must penetrate steel substrates a minimum of 3 pitches of threads.
-  Replace worn or damaged bit tips to prevent damage to fastener head and its finish.
-  Consult EIFS system manufacturers specifications for appropriate fastener spacing.

